

# VENTURER SERIES

## 72 Cell Modules

**10**  
YEARS


WARRANTY FOR MATERIALS  
AND PROCESSING

**30**  
YEARS

WARRANTY FOR LINEAR  
POWER OUTPUT

### Product certifications:

IS 14286:2010 | IEC 61215: 2005 IS | IEC 61730-2:2004 IS  
| IEC 61730-1:2004 | IEC 62804 | IEC 61853 | IEC 61701



### Salient features

- ⦿ Manufactured using exceptional quality long-lasting Polycrystalline cells designed for Residential, Commercial and Industrial Applications.
- ⦿ High transmittance and low iron tempered glass with anti-reflective coating to catch and absorb light immediately and effectively.
- ⦿ Capable to withstand high wind and snow loads.
- ⦿ PID (Potential Induced Degradation) resistance to avoid power loss during extreme environment conditions like salt mist, blowing sand, etc.
- ⦿ Anodized Aluminium Frame provides high torsion resistance which means that the panel will always retain its shape and not bend or twist.
- ⦿ Outstanding performance even in low-light environments like cloudy mornings, late evenings etc

## Electrical Data<sup>1</sup> All data refers to STC (AM 1.5, 1000W/m<sup>2</sup>, 25°C)

Peak Power $P_{max}$ (Wp)	200	210	215	220
Maximum Voltage $V_{mpp}$ (V)	18.12	18.32	18.41	18.51
Maximum Current $I_{mpp}$ (A)	11.24	11.59	11.80	12.05
Open Circuit Voltage $V_{oc}$ (V)	22.24	22.36	22.45	22.57
Short Circuit Current $I_{sc}$ (A)	12.23	12.84	12.97	13.08
Module Efficiency (%)	15.25	15.93	16.31	16.69

(1) STC : 1000W/m<sup>2</sup> irradiance, 25°C cell temperature, AM1.5g spectrum according to EN 60904-3.  
Average relative efficiency reduction of 5% at 200W/m<sup>2</sup> according to EN 60904-1.

## Electrical Parameters at NOCT<sup>2</sup>

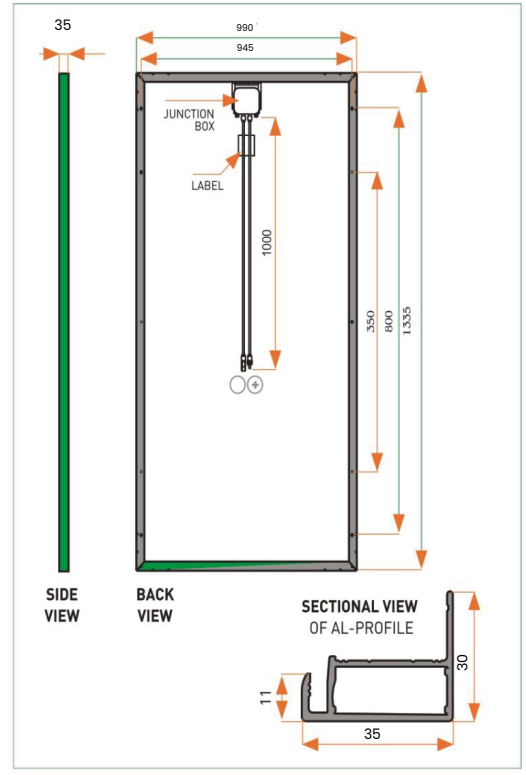
Power (W)	146	153	158	163
$V@P_{mpp}$ (V)	16.15	16.42	16.64	16.71
$I@P_{max}$ (A)	9.10	9.38	9.55	9.76
$V_{oc}$ (V)	20.67	21.01	21.29	21.38
$I_{sc}$ (A)	9.73	10.03	10.21	10.45

(2) NOCT irradiance 800 W/m<sup>2</sup>, ambient temperature 20°C, wind speed 1 m/sec.

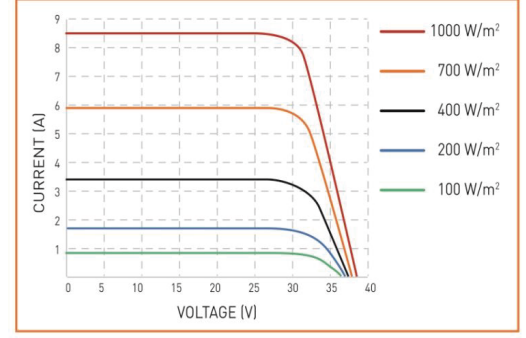
## Temperature Coefficients (Tc) Permissible operating conditions

Tc of Open Circuit Voltage (B)	-0.31%/C
Tc of Short Circuit Current (a)	0.0402%/C
Tc of Power (Y)	-0.426%/C
Maximum System Voltage	1000V
NOCT	45C +2C
Temperature Range	-40C To +85C

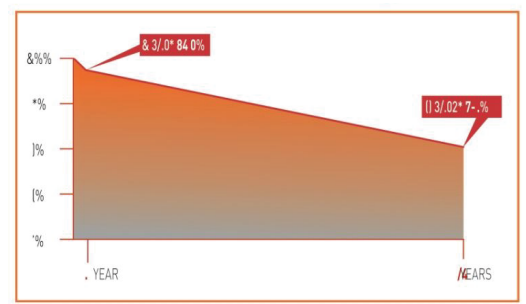
## Dimensions in mm



## Typical I-V Curves



## Performance Warranty



## Mechanical Data

Length × Width × Height	1335 X 987 X 40mm
Weight	17Kgs
Junction Box	1 P67, 3 By Pass Diodes
Cable & Connectors	1000mm Length Mc4 Connectors
Applications Class	Class A (Safety Class II )
Superstrate	3.2mm High Transmission Low Iron Tempered Glass, AR Coated
Cells	72 Cells, 4BB/5BB Cells, Poly / Mono
Cells Encapsulant	EVA
Back Sheet	PET
Frame	Anodized Al Alloy Type 6063
Mechanical Load Test	5400 PA

## Warranty and Certifications

Product Warranty**	10 Years
Performance Warranty**	Linear Power warranty for <b>25</b> Years with 2.5% for 1st year degradation and 0.67% from year 2 to year <b>25</b>
Approvals and Certificates	IS 14286 : 2010/ IEC 61215 : 2005, IS/IEC 61730 (PART 1) : 2004 & IS/IEC 61730 (PART 2) : 2004 IEC 61701, IEC 61853, IEC 62804

**\*\*Refer to IB Solar Warranty Document for Terms & Conditions**

**CAUTION :** Read Safety and Installation Manual Before Using The Product. Specifications included in this datasheet are subject to change without notice. Please confirm your exact specification with the company representative while placing your order.